

ZEPHYR ARMY-TYPE TROLLEY HOISTS

CAPACITIES

1/2 to 10 Tons

LIFT

8 Feet Standard

TROLLEY TYPES

Plain or Geared

OPTIONSSpark and Corrosion Resistance
Clean Room

1/2 to 2 TON CAPACITY Zephyr army-type trolley hoists are uniquely and smartly designed for a variety of applications. They are relied on for their light weight and ability to traverse minimum radius curves freely, since the trolley units are built to swivel.

Construction is ingeniously simple. A standard Zephyr spur-gear hoist is suspended on a special load bar carried at each end by a lifetime-lubricated, precision-ball-bearing-equipped, two-wheel trolley. Trolley units are adjustable to beam size and interchangeable – plain trolley may be replaced with geared unit at any time, if required. Wheels have convex-machined treads that will maintain roundness through long-term use.

3 to 10 TON CAPACITY units are compact combinations of larger-capacity Zephyr spur geared hoists with integrated four-wheel trolleys, featuring sealed and tapered roller bearings. The result is a unit with minimal dimensions that retains full operating advantages of larger-scale units. The army-type construction not only provides protection for the heavy-gauge, rolled-steel side plates, but also allows for adjustability to beam sizes and adaptability to tight minimum radius track curves. All trolley wheels are easily adjustable for bearing wear.

FEATURES & BENEFITS

CHESTER ZEPHYR ARMY-TYPE TROLLEY HOISTS CONTAIN ALL OF THE SAME KEY FEATURES AS THE HOOK-SUSPENDED MODELS.

See page 4.

OPTIONAL FEATURES**TRACK CLAMPS****LOAD LIMITERS****TROLLEY BUMPERS AND DROP STOPS****CHAIN CONTAINERS**

< 1/2 TO 2 TON
MODELS



3 TO 10 TON >
MODELS



3 TO 10 TON >
SPARK-RESISTANT
MODELS

SPARK-RESISTANT OPTIONS

**SOLID BRONZE BOTTOM HOOK,
BOTTOM BLOCK, BRAKE RATCHET
AND TROLLEY WHEELS**

STAINLESS STEEL LOAD CHAIN

**ALUMINUM OR STAINLESS STEEL
HAND CHAIN**

CORROSION-RESISTANT OPTIONS

SPECIAL CORROSION-RESISTANT FINISHES

Created specifically for operation in salt-laden
or other corrosive environments.

CLEAN ROOM OPTIONS

STAINLESS STEEL COMPONENTS

**GREASE-TIGHT ENCLOSURE WITH
FOOD-GRADE LUBRICANT**

FOOD-GRADE EPOXY FINISH

SPECIFICATIONS

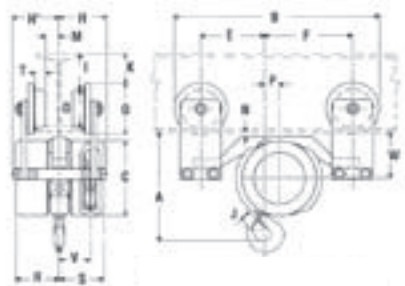
Capacity (tons)	Catalog Number		Standard Lift (ft.)	Minimum Headroom (in.)	Radius Curve (lbs.) *	For Standard I-Beam Size **	Weight (lbs.)			
	Plain	Geared					Net		Gross	
							Plain	Geared	Plain	Geared
1/2	1311 - 1/2	1312 - 1/2	8	10-3/4	21	S4" - S10" x 25.4#	94	139	115	160
1	1311 - 1	1312 - 1	8	10-7/8	21	S5" - S10" x 25.4#	109	145	130	164
1-1/2	1311 - 1-1/2	1312 - 1-1/2	8	13-1/2	30	S6" - S15" x 42.9#	169	194	208	240
2	1311 - 2	1312 - 2	8	13-1/2	30	S6" - S15" x 42.9#	169	194	208	240
3	1311 - 3	1312 - 3	8	19-5/8	36	S8" - S18" x 54.7#	220	260	246	300
4	1311 - 4	1312 - 4	8	20-1/8	36	S8" - S24" x 90#	274	295	300	340
5	1311 - 5	1312 - 5	8	23-1/2	48	S10" - S20" x 66#	375	400	405	445
6	1311 - 6	1312 - 6	8	23-1/2	48	S10" - S20" x 66#	375	400	405	445
8	1311 - 8	1312 - 8	8	24-5/8	84	S10" - S24" x 121#	523	563	558	605
10	1311 - 10	1312 - 10	8	25	90	S12" - S24" x 121#	673	703	725	773

Zephyr Army Type Hoists are available for wide flange sections, monorail runways, or I-beams outside the normal adjustment range. Consult factory for details.

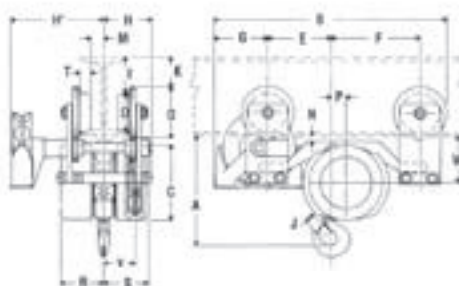
* Radius must be specified on each order. Wheels may require modification for some curves.

** Beams listed are for proper wheel clearance only. The customer must verify his selected beam is adequate for his application.

ZEPHYR ARMY-TYPE TROLLEY HOISTS



**1/2 TO 2 TON
PLAIN**

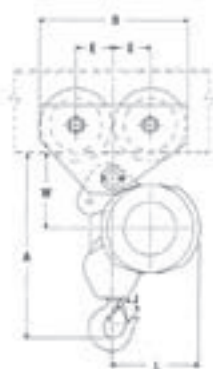


**1 TO 2 TON
GEARED**

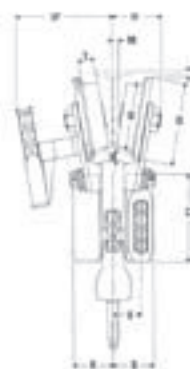
DIMENSIONS

Capacity (tons)	Dimensions (In.)																				
	A	B	C	D	E	F	H	H'	I	J	K	L	M	N	O	P	R	S	T	V	W
PLAIN TROLLEY HOIST																					
1/2	10-7/8	18-3/8	7-1/4	2-7/8	6-1/8	8-5/8	4-1/4	-	13/16	1	7/16	-	1/2	5/8	3-5/8	1-3/8	4-1/4	4-1/4	7/8	3	4-9/16
1	10-7/8	19-3/4	7-1/4	3-3/4	6-1/8	8-5/8	4-5/8	-	15/16	1	5/16	-	1/2	5/8	5	1-3/8	4-1/4	4-1/4	1-1/16	3	4-9/16
1-1/2	13-1/2	24-1/2	9-3/4	4-1/2	7-1/2	11	5	-	1	1-1/8	5/16	-	11/16	7/16	6	1-3/4	5	5	1-7/64	3-1/4	5-7/16
2	13-1/2	24-1/2	9-3/4	4-1/2	7-1/2	11	5	-	1	1-1/8	5/16	-	11/16	7/16	6	1-3/4	5	5	1-7/64	3-1/4	5-7/16
PLAIN TROLLEY HOIST, SPARK-RESISTANT																					
1/2	11-1/8	18-3/8	7-1/4	2-7/8	6-1/8	8-5/8	4-1/4	-	13/16	1	7/16	-	1/2	5/8	3-5/8	1-3/8	4-1/4	4-1/4	7/8	3	4-9/16
1	11-1/8	19-3/4	7-1/4	3-3/4	6-1/8	8-5/8	4-5/8	-	15/16	1	5/16	-	1/2	5/8	5	1-3/8	4-1/4	4-1/4	1-1/16	3	4-9/16
1-1/2	14-1/2	24-1/2	9-3/4	4-1/2	7-1/2	11	5	-	1	1-13/32	5/16	-	11/16	7/16	6	1-3/4	5	5	1-7/64	3-1/4	5-7/16
2	14-1/2	24-1/2	9-3/4	4-1/2	7-1/2	11	5	-	1	1-13/32	5/16	-	11/16	7/16	6	1-3/4	5	5	1-7/64	3-1/4	5-7/16

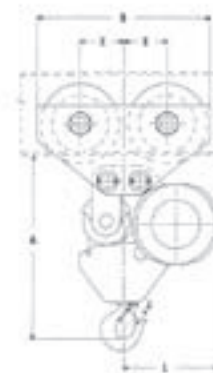
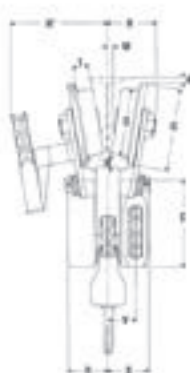
Capacity (tons)	Dimensions (In.)																				
	A	B	C	D	E	F	G	H	H'	I	J	K	M	N	O	P	R	S	T	V	W
GEARED TROLLEY HOIST																					
1	10-7/8	22-1/2	7-1/4	3-3/4	6-1/8	8-5/8	5-1/4	4-13/16	8-5/8	15/16	1	5/16	1/2	5/8	5	1-3/8	4-1/4	4-1/4	1-1/16	3	4-9/16
1-1/2	13-1/2	27-1/4	9-3/4	4-1/2	7-1/2	11	5-3/4	4-9/16	8-7/8	1	1-1/8	5/16	11/16	7/16	6	1-3/4	5	5	1-7/64	3-1/4	5-7/16
2	13-1/2	27-1/4	9-3/4	4-1/2	7-1/2	11	5-3/4	4-9/16	8-7/8	1	1-1/8	5/16	11/16	7/16	6	1-3/4	5	5	1-7/64	3-1/4	5-7/16
GEARED TROLLEY HOIST, SPARK-RESISTANT																					
1	11-1/8	22-1/2	7-1/4	3-3/4	6-1/8	8-5/8	5-1/4	4-13/16	8-5/8	15/16	1	5/16	1/2	5/8	5	1-3/8	4-1/4	4-1/4	1-1/16	3	4-9/16
1-1/2	14-1/2	27-1/4	9-3/4	4-1/2	7-1/2	11	5-3/4	4-9/16	8-7/8	1	1	5/16	11/16	7/16	6	1-3/4	5	5	1-7/64	3-1/4	5-7/16
2	14-1/2	27-1/4	9-3/4	4-1/2	7-1/2	11	5-3/4	4-9/16	8-7/8	1	1-13/32	5/16	11/16	7/16	6	1-3/4	5	5	1-7/64	3-1/4	5-7/16



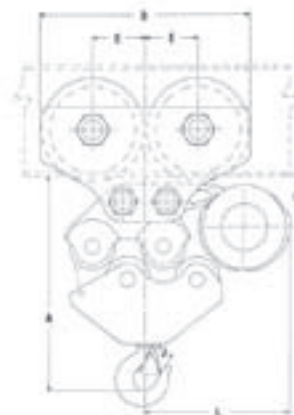
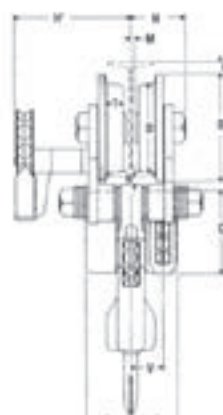
**3 & 4 TON
PLAIN & GEARED**



**5 & 6 TON
PLAIN & GEARED**



**8 TON
PLAIN & GEARED**



**10 TON
PLAIN & GEARED**

DIMENSIONS

Capacity (tons)	Dimensions (In.)																				
	A	B	C	D	E	F	H	H'	I	J	K	L	M	N	O	P	R	S	T	V	W
PLAIN & GEARED TROLLEY HOIST																					
3	19-5/8	16-3/4	9-3/4	6-3/8	4-1/4	-	5-1/8	11	-	1-11/32	5/8	11	3/4	1-1/8	8	-	5	5	1-5/16	3-1/4	8-1/4
4	20-1/8	16-3/4	9-3/4	6-3/8	4-1/4	-	5-1/8	11	-	1-11/16	5/8	11	3/4	1-1/8	8	-	5	5	1-5/16	3-1/4	8-1/4
5	23-1/2	19-1/2	9-3/4	7-3/16	5	-	5-3/4	13-1/16	-	1-11/16	1-5/8	11-7/8	1-1/8	1	9	-	5	5	1-7/16	3-1/4	8-5/8
6	23-1/2	19-1/2	9-3/4	7-3/16	5	-	5-3/4	13-1/16	-	1-11/16	1-5/8	11-7/8	1-1/8	1	9	-	5	5	1-7/16	3-1/4	8-5/8
8	24-5/8	21	9-3/4	8-1/4	5-1/4	-	6-1/4	13-1/2	-	2-1/16	3/8	14	1/2	1-3/4	10	-	5	5	1-11/16	3-1/4	8-5/8
10	25	23-3/4	9-3/4	9-3/4	6	-	6-1/4	12-3/4	-	2-1/4	7/8	16-1/2	1/2	3/4	11-11/16	-	5	5	1-3/4	3-1/4	6-1/2
PLAIN & GEARED TROLLEY HOIST , SPARK-RESISTANT																					
3	22-1/4	16-3/4	9-3/4	6-3/8	4-1/4	-	5-1/8	11	-	1-11/32	5/8	11	3/4	1-1/8	8	-	5	5	1-5/16	3-1/4	8-1/4
4	23-3/8	16-3/4	9-3/4	6-3/8	4-1/4	-	5-1/8	11	-	1-11/16	5/8	11	3/4	1-1/8	8	-	5	5	1-5/16	3-1/4	8-1/4
5	24-3/4	19-1/2	9-3/4	7-3/16	5	-	5-3/4	13-1/16	-	1-11/16	1-5/8	11-7/8	1-1/8	1	9	-	5	5	1-7/16	3-1/4	8-5/8
6	25-1/4	19-1/2	9-3/4	7-3/16	5	-	5-3/4	13-1/16	-	1-11/16	1-5/8	11-7/8	1-1/8	1	9	-	5	5	1-7/16	3-1/4	8-5/8
8	29-9/16	21	9-3/4	8-1/4	5-1/4	-	6-1/4	13-1/2	-	2-1/16	3/8	14	1/2	1-3/4	10	-	5	5	1-11/16	3-1/4	8-5/8
10	30-3/8	23-3/4	9-3/4	9-3/4	6	-	6-1/4	12-3/4	-	2-1/4	7/8	16-1/2	1/2	3/4	11-11/16	-	5	5	1-3/4	3-1/4	6-1/2

For 3 through 10 Ton, dimensions H, H' and K vary directly as the beam varies.